

Let's Count with Robin the Rabbit



English

Let's Count with Robin the Rabbit

Images by International Illustrations; The Art Of Reading 3.0, © 2009 SIL International.
CC-BY-SA 4.0.

English
United Kingdom

Copyright © 2019, Kelsie Finlay



<http://creativecommons.org/licenses/by/4.0/>

You are free to make commercial use of this work. You may adapt and add to this work. You must keep the copyright and credits for authors, illustrators, etc.

For the Teacher

This Big Book is designed to be used for two weeks. It promotes enjoyment of storybooks, development of vocabulary, the skills of prediction, sequencing and main idea, and the understanding that books are made up of words.

On **Monday**, the teacher

- shows everyone the cover of the book
- reads the title, while moving a finger under it
- turns to the first page, and discusses the picture (asks the children to predict what will happen)
- reads the text on the first page, fluently (not slowly), and
- asks the children what they think they will see on each page. (The teacher is the only one “reading.”)

On **Tuesday**, the teacher

- shows everyone the book, and
- reads the story again, following the words with a finger, without as much discussion of the pictures.

On **Wednesday**, the teacher


- invites children to join in with “reading” when the story comes to parts which are familiar to them
- shows a flashcard from the story and tells the class what the card says, and
- invites children to find the same word in the storybook (or to match the card with the word in the book to see if it is the same)

On **Thursday**, the teacher


- points smoothly to the words in the story and lets some volunteers “read” a page, if they can remember the story by now, and
- lets the children match the flashcards to the words in the story.

On **Friday**, the children

- act out (dramatize) the story as others help the teacher “read” it.




This is Robin the Rabbit.
He is musical.




These are Robin's
friends.

How many friends does
Robin have?




Robin has **two** friends.

His friends are called
Robert and Rosie.




The rabbits like to eat
carrots.

How many carrots are
there?




There are **five** carrots.

Carrots are orange.



Rosie and Robert ate all
the carrots. Robin is sad.


**How many teardrops can
you see?**



There are **five** teardrops.


Robin the rabbit is
crying. He loves carrots.

How many rabbits can you see? Let's count!





1

+




2


=



How many carrots can you see? Let's count!



2



+

5

=

