



08 - Cat and Dog: Draw and Colour

08 - Pusi na Dok: Droim na Penim






1 This is Cat.




This is Dog.

Cat and Dog want to draw. Cat and Dog want to colour.
Cat and Dog want to make art.




Dog starts. He takes a pencil and he takes a paper.
The paper is a square.



First, Dog draws an oval.


The oval is the body of Cat. Wow, that is simple!



Then he draws two triangles on top of the oval. The two triangles are Cat's ears.


He draws a black triangle in the oval. The black triangle is Cat's nose.

Then he draws a line above the nose.



Now he draws Cat's eyes and eyebrows. The eyes are two dots. The eyebrows are two lines.

Wow, that is easy!



Then he draws Cat's mouth. The mouth is a line.

It looks like the letter 'w'.

Then he draws Cat's whiskers.


Three whiskers on the left side and three whiskers on the right side.

The drawing is almost finished.

He draws Cat's arms and legs.
The arms and legs are lines.

Next he draws Cat's toes.
The toes are circles.

Then he draws Cat's tail.
The tail is a long line.






At last he draws
some stripes on Cat's
body.


Next he colours the
body orange. Then
the drawing is
finished. Wow, that is
beautiful!

Now it is Cat's
turn.

She takes a pencil
and she takes a
paper.

The paper is a
rectangle.






First Cat draws an oval. The oval is Dog's body.

Wow, that is good!

Then she draws two black forms on top of the oval.

The two black forms are Dog's ears.



She draws a black circle
in the oval.

The black circle is Dog's
nose.

Then she draws a line
through the nose.



Now she draws Dog's eyes and eyebrows. The eyes are two dots. The eyebrows are two lines. Wow, that is perfect!



Then she draws Dog's mouth.

The mouth is a line. The shape is again the letter 'w'.

And she draws some dots around Dog's mouth.


Three on the left side and three on the right side.

The drawing is almost finished.

She draws Dog's arms and legs.
The arms and legs are lines.


Next she draws Dog's toes.
The toes are circles.

Then she draws Dog's tail.
The tail looks like a flower.





At last she draws
some black circles on
Dog's body.
Next, she colours the
body yellow. Then the
drawing is finished.
Wow, that is
wonderful!



Bye-bye Cat. Bye-bye drawing of Cat.
Bye-bye Dog. Bye-bye drawing of Dog.

Cat and Dog:

Draw and Colour

Activity

Start



08 - Cat and Dog: Draw and Colour

08 - Pusi na Dok: Droim na Penim

Concept, text, illustrations and design by Elke and René Leisink

English and Tok Pisin narration by Aiden Kipefa

eBook layout, audio recording, and activities by SIL - Education for life

www.mytalkingbooks.org

English



<http://creativecommons.org/licenses/by-nc-sa/4.0/>

You may not use this work for commercial purposes. You may adapt and add to this work, but you may distribute the resulting work only under the same or similar license to this one. You must keep the copyright and credits for authors, illustrators, etc.

Adapted from original, *09 - Cat and Dog: Draw and Colour*, Copyright © 2019, SIL-PNG. Licensed under CC BY-NC-SA 4.0.

Adapted from original; Copyright 2017 - African Storybook Initiative CC-BY



Produced for Papua New Guinea
under the National Department of Education's
COVID-19 Education Emergency Response and Recovery Plan.

This project is supported by the Global Partnership for Education and the Australian Government and brought to you by the National Department of Education, Save the Children, and UNICEF.

